



SAFE PASSAGE INTERNATIONAL

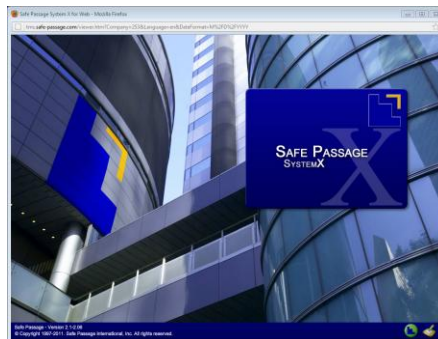
Safe Passage Online Training Overview

© Copyright 2012 Safe Passage International, Inc. All rights reserved.

Security Training Solutions for Today's World

Objectives

- Identify the features and benefits of the Safe Passage Training Management System (TMS).
- Explain the basic structure of the Safe Passage TMS.
- Identify how to complete a content course.
- Identify how to complete X-ray Interpretation Practice and Final sessions.



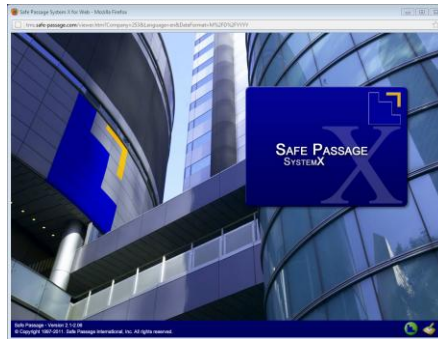
SAFE PASSAGE INTERNATIONAL

Security Training Solutions for Today's World

Overview

This Computer Based Training (CBT) package contains two main components:

- Training Management System (TMS)
- Training Classes:
 - Content Courses
 - Simulator Courses



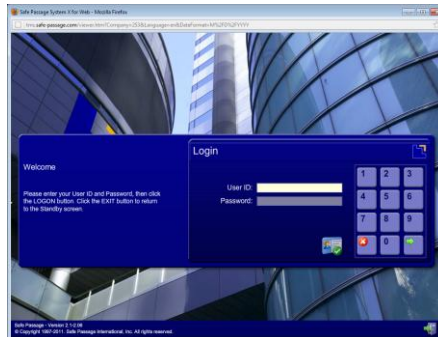
Training Management System

Training Management System

Training Management System

A secure content delivery, grading, and training performance system that features automated:

- Collection
- Tracking
- Management
- Analysis
- Interpretation of training data

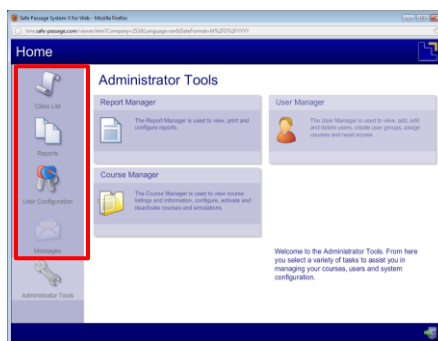


Security Training Solutions for Today's World

Training Management System

Personal Home Page

- Administrators, Instructors, and Students may access:
 - Class List
 - Reports
 - User Configuration
 - Messages

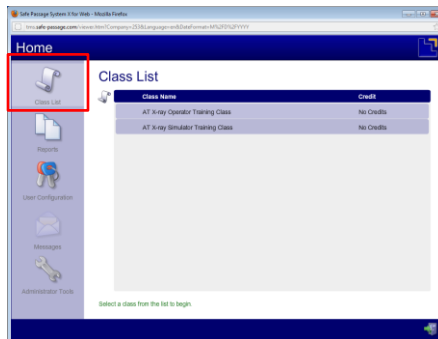


Security Training Solutions for Today's World

Training Management System

Class List

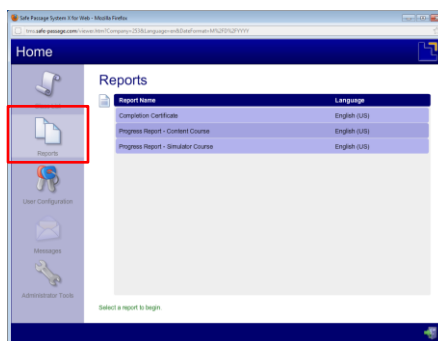
- Displays a list of classes that have been assigned to the user



Training Management System

Reports

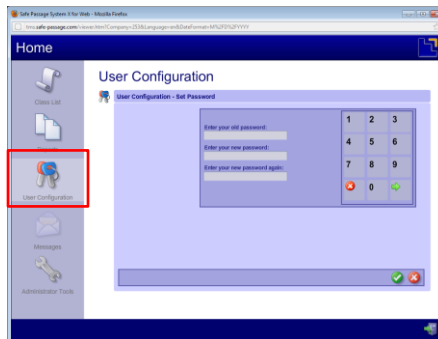
- Displays a list of available user reports
- These reports show **your own progress** for both content and simulator based courses
- View and print Certificates of Achievement for each course and class passed



Training Management System

User Configuration

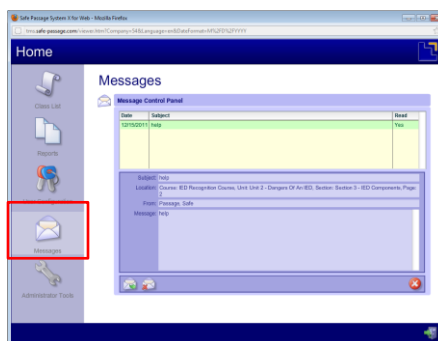
- Allows you to manage your own password



Training Management System

Messages

- Allows you to retrieve messages and reply if necessary
- Messaging is permitted between Students and Instructors or Students and Administrators. No Student to Student messaging is allowed.



Overview of Content Courses

Content Courses

Content Courses

Provide detailed instruction that is:

- Clear
- Concise
- Focused
- Objective-based



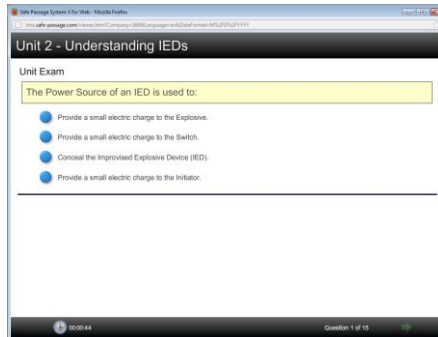
Content Courses

Viewing a Content Course

- Select Class from Class List
- Select Course from Class Menu

Structure of a Content Course

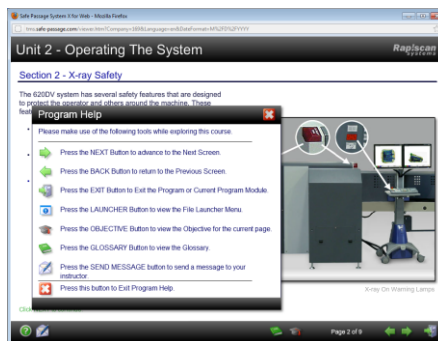
- Unit Menu
- Section Menu
- Unit and Final Exam



Content Courses

User Interface

- Simple and Consistent
- Access a glossary of terms
- Access the key learning objective for each page
- Send questions electronically to an Instructor
- Access Help Menu



Content Courses

Lab Exercises

- Interactive activities provide the user with the opportunity to practice what is being taught
- Practical application of concepts
- Self-paced

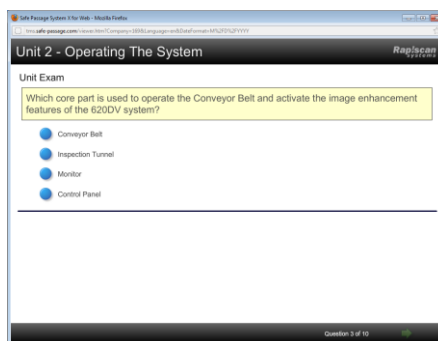


Security Training Solutions for Today's World

Content Courses

Unit and Final Exams

- Enables once content has been reviewed
- Multiple-choice tests
- Immediate feedback regarding each response
- Random display provides each user with a custom exam
- Each question assesses a specific objective



Security Training Solutions for Today's World



Overview of Simulator Courses



Security Training Solutions for Today's World

Simulator Courses

Simulator Courses

A real-time, virtual simulator that provides users with:

- Authentic X-ray images consisting of a library of threats
- Clear photographs of an item and its contents
- Detailed feedback regarding each image



Security Training Solutions for Today's World

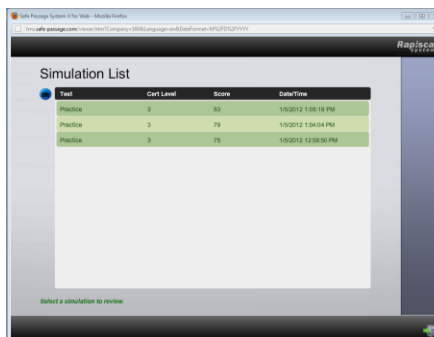
Simulator Courses

Viewing a Simulator Course

- Select Class from Class List
- Select Course from Class Menu (if applicable)

Structure of a Simulator Course

- Unit Menu
- X-ray Interpretation Practice Sessions/Final Exam
- Review Sessions



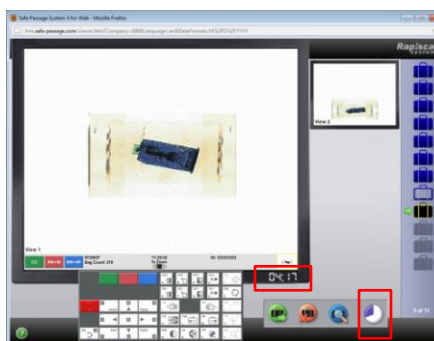
Test	Cert Level	Score	DateTime
Practice	3	83	1/5/2012 1:05:18 PM
Practice	3	79	1/5/2012 1:04:04 PM
Practice	3	79	1/5/2012 12:08:56 PM

Select a simulation to review.

Simulator Courses

Simulator Interface

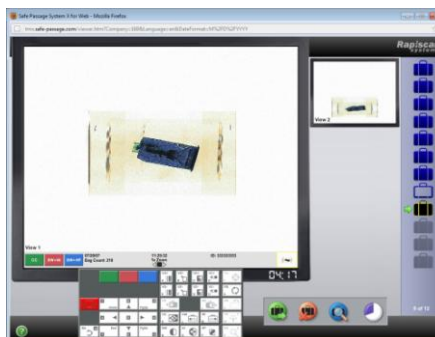
- Designed to replicate the actual machine interface
- Authentic X-ray images
- Image counter and feedback
- Pass, Hold and Inspect
- Marking a threat
- Photographs allows users to "search" images
- Can limit time allotted to resolve image/complete session



Simulator Courses

X-ray Interpretation Practice Sessions

- Personalized/Targeted Learning
 - TMS tracks strengths and weaknesses of user
 - Advance algorithms customize future sessions
 - Certification Levels

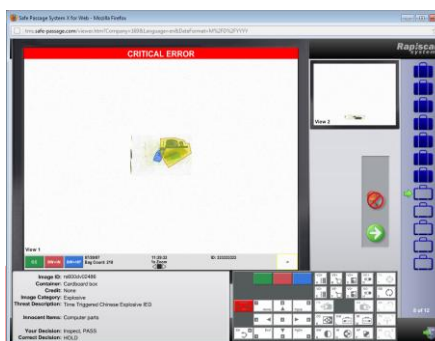


Security Training Solutions for Today's World

Simulator Courses

Review Sessions

- Users can review X-ray sessions:
 - Immediately after session completed
 - From Unit Menu – Review Session
- Ability to review any image from the specified session
- Users can utilize all simulator image functions
- Users can review image details
- If there is a threat in the image, the user can click a button to highlight the threat



Security Training Solutions for Today's World



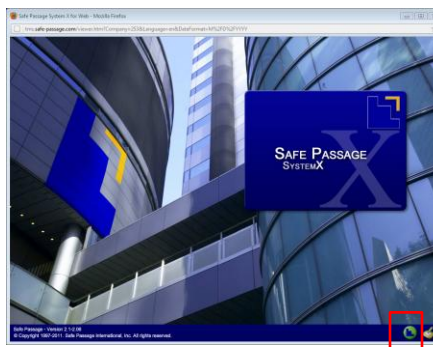
Demonstrations

How do I launch the training program?

How do I launch the training program?

Getting Started

1. From the Windows desktop, launch Microsoft Internet Explorer.
2. Enter the training website address (www.safe-passage.com/tms/###).
3. Review the terms of use and privacy policy.
4. To launch the training program, click the button on the website.
5. At the Start screen, click the LOGON button.
6. At the Logon screen, enter your user ID and password provided by Safe Passage.

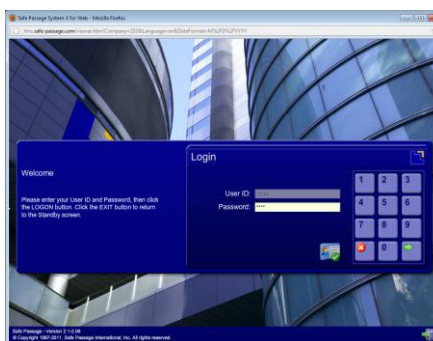


Security Training Solutions for Today's World

How do I launch the training program?

Login

- User ID
 - Each user account requires an ID number
 - Each ID must be unique
 - Consists of 1–10 numbers
- Password
 - Each user account requires a password
 - Users can manage their own password
 - Consists of 4–10 numbers



Security Training Solutions for Today's World

How do I complete a class?



Questions/Ongoing Support

(w) <http://www.safe-passage.com/?faqs>

(e) support@safe-passage.com

(p) +1 585 292 4910